

**VIOZ**<sup>®</sup>  
UNISEX  
SALON

# MODE

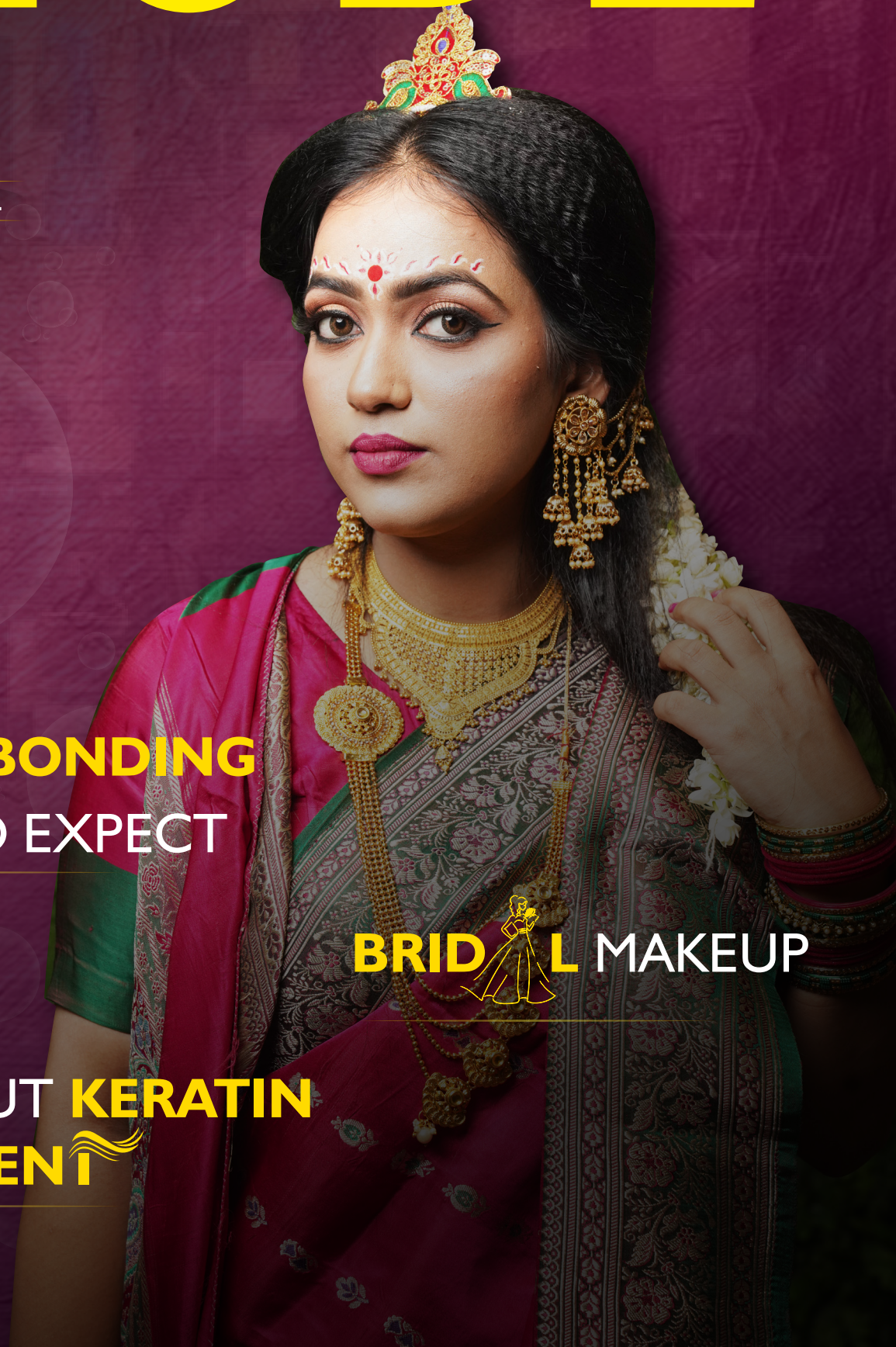
VOL-04,

JAN-MAR, 2022

 **HAIR REBONDING**  
WHAT TO EXPECT

**BRIDAL MAKEUP**

ALL ABOUT **KERATIN**  
**TREATMENT** 






**Uzma Yasmeen**  
( Model )



**Stuti Vaish**

( Model )

# Index



**EDITOR DESK**



**HAIR TRIVIA**



**HAIR EXTENSIONS-  
GO FOR IT!**



**BRIDAL MAKEUP**



**ALL ABOUT  
KERATIN TREATMENT**



**HAIR REBONDING-  
WHAT TO EXPECT**



**WEDDING MAKEUP  
AT VIOZ**



**BEST TIPS FOR  
ENGAGEMENT MAKEUP**



**HOW FACIAL  
HELPS BOTH MEN  
AND WOMEN**



**CUSTOMERS SPEAKS-  
PICK FROM GOOGLE  
REVIEWS**



**LIFE AT VIOZ**



**GUEST BLOG**

EDITOR DESK

# VIOZ TURNED *Three*

**S**tarted on 04th of February, 2019; VIOZ turned THREE this year and we are not only happy but also way too proud to the fact that this 3 years of time also includes certainly the most difficult times of all times for humankind due to COVID and its devastating effects on business apart from uncountable aspect of life.

**T**hese 3 years of time have given us strength to fight all odds and weather through all thick and thin to become a stronger brand. We also perfected our system and processes during this while. Team of any company is the main power of any company and today VIOZ is managed and operated by a carefully handpicked team of professionals who are not only passionate about their respective crafts but have a very strong sense of belongingness to VIOZ

**W**e are full of gratitude to each and every one who contributed to make VIOX what it is today and pledge to work harder to make it a better place to work and to contribute to the world.

**Thanks a lot again everyone**

**Vipin K Rohila**

MD & CEO

**W**e have also added many new services to our service portfolio like Nail Art and Nail Extensions and are looking to add more to it. We have crossed the landmark of ONE MILLION visitors on our website [www.vioz.in](http://www.vioz.in). We have also developed our own CRM and are still working hard to improvise to be ready to handle multiple outlets. Our Mobile App is also being worked upon to roll out its second and better version soon. Our social media pages and google presence is also our valuable digital asset and add a lot of weight to the brand VIOZ

**W**e started with one flagship outlet at Palam, New Delhi and added a second flagship outlet at Sector 7, Ramphal Chowk, Dwarka, New Delhi in the span of the first 6 months itself. Since, we believe that major effect of COVID is over now and like other businesses VIOZ is also focussing to grow bigger and better and in the effort to accomplish so; VIOZ will be opening new Franchise Outlets in Delhi NCR and to other states of the country in 2022 itself.

# HAIR

## Trivia

1

Each chunk of hair is made up of the medulla, the cuticle, and the cortex.

2

A sole strand of hair does support up to 6.5 pounds of weight. That signifies a whole head of hair that can support up to 2 tons!

3

Grow your hair out? For the average human, it will take about 8 years to grow your hair to your waist and 4 years to grow it to your shoulder length.

4

Study shows that hair becomes dry with age (unless you utilize Age Defy, of course!).

5

Need your hair to get longer quicker? The anticipation of sex makes the hair grow fast way.

6

Don't believe it? Boys' hair grows faster than girls'. Faith us now?

7

The hair color depends on how much melanin each strand has. Or which hair dye you really apply!

# HAIR *Extensions*

**E**xtensions can easily and quickly add length and volume, naturally enhancing your hairstyle for a great look. It can be a quick, gratifying manner to compensate for a rough haircut or prepare for a special occasion. Still, getting hair extensions must not be something you rush into.

1. You get what you pay for. If you opt-out for high-quality hair extensions, have a hairstylist assist, apply them correctly and look after them well, they must last up to a few weeks. Depending on the extensions, you might even be able to have your stylist reposition, remove, and clean them. If that's the case, well-maintained extensions can be well worn for up to a year!
2. As the extensions are individual strands, the hair moves a tiny more naturally.
3. The application uses no glue and heat.
4. Lightweight and Natural looking.
5. Undetectable and Comfortable.
6. Most suitable for coarse, thick hair.
7. Can utilize oil-based products on the scalp.
8. No heat or glue is needed for an application.
9. Extensions need a bit of extra attention and care. If you opt for the permanent solution, like hot/cold bonded extensions, you'll require some extra time to wash and dry your new hair. Don't make a practice of leaving extensions wet, since they can begin to slip or get sticky. Good hair extensions look like a real thing! Quality hair extensions merge flawlessly into your own hair. Most humans won't know the difference, except that your hair has instantly grown—basically overnight!
10. Hair extensions aren't just for add-on length. Half of the humans who get hair extensions don't pick to add length—they're after volume. Add on certain strategic extensions that are about as long as your hair so far will permit your hair to appear healthier. Extension experts claimed that their extensions make them look pretty younger, too!



**I**f you have good hair, extensions never damage your natural hair. Having a professional hair designer apply for your extensions and opt for the premium product won't damage your hair at all. In fact, extensions must ultimately protect your natural hair and certainly refine its appearance.

**A**t the end of the day, the health of your natural hair is pretty important, so don't compromise it. Seek the assistance of a professional and make certain that you're buying quality hair extensions. When you invest in high-quality ones and expert installation, you can expect good results.

**-Stuti Vaish**

# BRIDAL *Makeup*

**W**edding time is the most significant day in a bride's life. All the dreams which she thinks in her head regarding her marriage are going to surface. So, on this day she is supposed to look far beyond stunning just like a princess! The most necessary part of the wedding is the bridal makeup. Bridal makeup is no easier stuff. Two things are supposed to be on point to make certain to get a bride's makeup awesome. Initially, the bride must be happy from the inside, so that a natural glow is visible and when the makeup is applied then the face must be more vibrant. Secondly, the makeup itself must be done by an expert who understands what suits the bride most.

## Bridal Makeup Tips for the Wedding Day

- After cleansing your face, apply some ice to close up the pores so that you don't sweat and the makeup does not ruin out.
- Let your makeup artist identify once again that you do not need any surprises in the shape of an experiment with your face on your wedding day.
- Warm skin tone with the bronze powder.
- Apply a gel-based foundation primer to make certain your foundation does not ruin out.
- Go for a light and neutral dusting powder to manage the extra sheen.
- Go for a base and golden-toned concealer rather than pink-toned so that it complements your skin tone in the light of the camera.
- Don't miss out on the contour. Photographs demanded a well-defined face with great cheekbones and features. However, make certain the definition does not make your face look pretty sharp.



A woman is shown from the waist up, wearing a vibrant red and gold Indian wedding ensemble. She is adorned with a large, ornate gold necklace, matching earrings, and a forehead ornament (maang tikka). Her hair is styled in a traditional updo. She is looking slightly to the right of the camera with a soft expression. The background is a dark, textured green wall.

## Bridal Makeup Tips for the Wedding Day

- Go for the classic look unless you are certain that your unique look will be timeless in the photos. Keep in mind that your wedding photos do last longer than your life.
- Make certain you are not applying talcum powders anywhere in the complete makeup regime.
- Make certain the makeup artist does not apply actual glitter and keeps the shimmer minimalistic.
- Make certain the makeup artist is applying the exact shades and labels of makeup that went in the trial run. The right shade is the most significant thing.
- Apply an eyelash curler and go for the waterproof mascara. Do not overdose on the mascara and make certain there are no clumps.
- Go for gel eyeliner so that it defines your eye better and lasts long. Make certain everything is waterproof.
- Let the foundation be gold toned but the lip color and blush should be in shades of red or pink.
- Go for cream blush if you have drier skin and powder blush for normal or oily skin. Don't overdo your blush.
- Always ready for the touch-ups. Let your makeup expert be there for you with the eyeliner, cleanser, mascara, blush, lipstick, the top coat of the foundation, and lip liner all at the ready. Take a tiny break to fix your makeup whenever required.

-Saundarya Chauhan

# ALL ABOUT *Keratin Treatment*



**A** keratin hair treatment is a famous answer to unmanageable, frizzy hair. While a keratin treatment does make hair sleeker and smoother, it's always a great idea to identify exactly what to expect before taking out the plunge.

Vioz salons have moved on from promoting keratin or rebonding as the go-to treatment. It's seen as the ideal solution for frizzy hair that is prone to severe hair breakage.

## Let us try to know some basics of keratin treatment

### Advantages:

**A** keratin treatment is the time-saver for those who normally style their hair straight. The treatment does shorten the blow-drying time by a big percent!

**T**reatment coats your hair strands and provides protection from environmental and sun damage.

**T**hose with unmanageable hair can say bye-bye to roughness and frizz. Hair remains frizz-free, straight, and smooth even when the climate gets humid.

**K**eratin Treatment support strengthens hair and hair rebond, making hair strands strong to breakage.

**A** keratin treatment every few months is less damaging than the effect heat styling every day applies to your hair.

**M**akes hair silky manageable and smooth

**I**s temporary, so there's no long-lasting damage

**I**f you decide to get a keratin treatment, make certain to tell your stylist and service provider about what you're looking to get out of the treatment. They can go with the friendly cost, process, and products to help you attain what you're looking for.

### Caution:

**O**ne should not compromise on the quality of the keratin product, else some savings on the cost of the keratin service might prove way too costly in the long run due to possible damage to the hair.

**I**ncreased exposure to over-straightening hair might lead to weakening and hair drying out, hair fall, and causing breakage.

**K**eratin hair treatments are possibly pretty expensive but you should look for quality service providers instead of cheap services.

**W**e at **VIOZ SALON** use only top grade quality products for Keratin treatments for an experience that leaves you and your hair happy. Give us a try :-)

**-Saundarya Chauhan**

# Hair Rebonding – WHAT TO EXPECT



It is a chemical process that changes your hair's natural born texture and develops a straight, smooth style. It's also signified as chemical straightening.

It is routinely performed by a licensed cosmetologist at a beauty hair salon. The multistep procedure breaks up the natural bonds that breathe in your hair follicle, then rebuilds these bonds into a unique shape. This alters the manner that your hair looks.

## How it works

Hair rebonding is a manner of straightening our hair utilizing powerful chemicals. The process takes some time.

Basically, water breaks up the hydrogen bonds of keratin molecules in the hair. A chemical, typically formaldehyde, then crosslinks the latest design of the hair structure in a pin-straight alignment.

The outcome is hair that looks even straighter than naturally straight hair.

## The process

1. Initially, your stylist washes up your hair and lets it air-dry into your natural-born texture. This eliminates oils and dirt and also provides your stylist insight into what your inherited hair texture is.
2. Next, your stylist sectioned off your hair, much like they would for a hair dye or blow-dry treatment. Each tress of your hair is then coated in a cream denoted as a "relaxant."
3. The relaxant stays put on your hair for a few minutes or more. Because the relaxant breaks down your hair cuticle on the cellular level, the relaxant step wants to be transparently monitored so that your hair and scalp aren't damaged.
4. Your stylist then steams your hair utilizing a specific hair steaming device. Your hair will be exceedingly straight at the end of this pace, but you are not done yet.
5. Next, your stylist washes out your hair again and blow-dries it so it's prepared for the next chunk of the process.
6. Keratin lotion is put into your hair. This lotion is meant to support your new hair bonds. A neutralizer is then layered on top of the hair to balance these newly formed bonds. You'll sit with the lotion and neutralizer on your hair for about a few times.
7. Your hair is washed out one last time to eliminate the keratin and neutralizer. Your stylist then blow-dries your hair straightway in its completed style.

Hair rebonding is pretty much permanent. If you like the manner it looks, you won't have to repeat the procedure until your hair has an inch or three of new growth at the roots.

-Aman

# Wedding Makeup AT VIOZ

It might not have been an easy task on the planet, but you've finally done it – you've found your big makeup artist at Vioz! But if you think that's where your Wedding Makeup task ends, think one more time. Now that you've found "the one", Vioz staff will prepare your skin to look its best and determine your wedding day look in a structured way.

## Try the new stuff early on

# 1

Don't attempt anything new to your big day. For example, if you plan on utilizing fake eyelashes on D-day, go for a trial with them in advance. You need to make certain you're pleasant wearing them, and that you understand how to apply and take them off. Of course, a good makeup expert at Vioz will assist you to apply it but identify from her how to take it off and cleanse your eyes rightly after removal.

# 2

## Drink Lots of Water before the Wedding Day

This beauty tip is one to apply all year round, but it's even more significant as your wedding day comes up. Hydrated skin will permit the good application of makeup.

# 3

## Use Waterproof Products

"Waterproof everything!" the specialist says. "And if you rip up, try hard to have a beauty blender ready to blot. That will press down the product into the skin instead of leaving a stripe or wiping the product away.

# 4

## Do not have your make-up test done anywhere with overhead bright lighting

If you have a pro-make-up artist coming to your place, arrange a timeframe when it's still daylight outside. Says an expert.

# 5

## Have your trial 2-7 weeks before your wedding

Make certain you have your trial at least two weeks, but no more than seven weeks, before your wedding. If you plan on applying fake tan for the wedding day, go for a test run before your make-up trial so that your specialist could identify what color your skin becomes with the tan, says Expert, M·A·C Vioz Artist.

# 6

## Cleansing the Face

Indian brides like to apply bright and bold colors for their marriage functions. In order to obtain an enduring look, you must start by cleansing your face well and then rubbing it dry to make certain that there are no traces of oil and dirt on the face.

-Stuti vaish

# BEST TIPS FOR *Engagement makeup*

Your engagement pictures are significant as your wedding images. Your makeup plays a key role in this; just your well extension done nails and manicured hands would do for your engagement day. We have come up with a list of some best engagement makeup ideas that you could apply for your engagement to look no less than a princess that day. We loved them and are certain you would too!



## 5. Get Old School With Glossy Lips

If you are looking to keep your engagement makeup ultra-fine, then provide glossy lips a try. It may sound old school but literally looks appealing on many as it highlights your entire face. Depending on your outfit's color, generally, maroon and red shades look pretty nice when done with a glossy effect.



## 1. Your Eyeshadow Color Reflects Your Personality

Matching up your makeup to the outfit is a nice plan. If you are wearing a dark or bright-colored outfit, you could opt to match your eyeshadow's color to your outfit itself and finish it up with the slightest eyeliner. Something that could take this look to the next pace is adding artificial lashes, and faith us, they look stunning.

## 2. All Things Gorgeous and Glittery

Looking to make a statement on your foremost official pre-wedding event? We've got a fantastic engagement Glittery eye makeup. Talk to your makeup artist and do get glitter-inspired eye makeup in brightening colors. As this works well with only light-colored outfits. Balance out your heavy eye makeup with a blush color and subtle bronzer, and opt for a cute nude lipstick.

## 3. The No Makeup Look

Nude and subtle makeup is a good trend and is one of those most loved and chosen by brides these days. Humans have outgrown their face makeup that is bold and loud and instead opt out for natural-looking makeup. The key to attain the 'no makeup look' first is to select the products' shade based on your skin tone. Natural-looking makeup will steal the limelight for your engagement day.

## 4. Soft Pink Makeup

This kind of look on your engagement day can be a real standout. One of our most likable looks as well as this one – I love it! It is all about not trying too tough and yet looking so stunning and chic. You could let your outfit and accessories do all the talking. Oh yes, your hairstyle does play a significant role in your complete final look.

-Saundraya Chauchan



# HOW FACIAL HELPS *both men and women*

**G**etting a facial treatment isn't just about feeling relaxed and being pampered. While those are all perks, facial treatments actually profit patients by clearing out the grime and dirt and refining the appearance of their skin. Some dermatologists even suggest men getting other men's facial treatments more so than women! Learn why men must get facial treatments and the different ones for women.

## HELPS UNCLOG PORES AND REDUCE PORE SIZE

Men have rough skin and huge pores, which generates more visibility and higher exposure to grime and dirt. Facials can assist in reducing pore size and unclogging those pores. It can eliminate further skin issues like breakouts, age spots, skin tags, and other dilemmas. Even if a man suffers from dry skin, there are still facials that can support moisturization.

## SMOOTHER SHAVING EXPERIENCE

Facial treatments can assist address shaving side effects and leave behind smooth skin. The smoother your skin, the better the shave you'll get. That means no more irritating hairs turn down into pimples or other remarkable marks.

## SKINCARE EDUCATION

Having a normal skincare routine after a facial treatment is significant. Overall, improving your skin's appearance does help boost self-esteem and confidence.

## FACIALS ARE A POWER WASH FOR THE FACE

Facials have been utilized for generations as manners to detox.

Every facial will begin with a thorough cleansing of your skin and many will involve steam, which opens the pores and softens dirt so it can be removed more easily.

## GETTING A FACIAL IS A GREAT MANNER TO LEARN ABOUT YOUR SKIN

A professional facialist will have the potential to look at your skin and see stuff you won't from looking in the mirror, like whether you're utilizing the right products or if they're actually doing what you need them to. A facial is a good way to learn about your skin and have someone who is experienced in skincare tell you about your skin conditions and skin type.

# FOR WOMEN

## STRESS REDUCTION

The massaging of pressure points lessens the stress in your body. A facial is not just fit for getting that glowing skin but also for reducing the psychological and physical stress of your body.

## CLEANSE YOUR SKIN

When you get a facial done by a specialist, it will completely cleanse your skin. You can do a facial at the house as well, but it is much more impactful to have it done by some professional.

## IMPROVE BLOOD CIRCULATION

Massaging any chunk of the body refines the blood circulation in that zone. Similarly, during the facial, massage in the facial zone is conducted. It will improve blood circulation to the face. As blood circulation refines, the skin cells will gain more nutrients and oxygen.

## REDUCE ACNE

Acne has become a pretty common issue. Instead of opting for any other ineffective method and squeezing a pimple, it is great to go for a facial.

## TIGHTEN YOUR SKIN

Over time, the elasticity of the skin gets lessened. It gets reduced as of the reduction in collagen production. Medicines can stimulate collagen production, but one of the good ways to tighten up your skin is to opt-out for facials.

## PROVIDE YOU WITH AN EVEN SKIN TONE

If you are suffering from an uneven complexion, you can quickly treat those dark patches utilizing the right facial. The facial will even out dark spots by brightening up your skin. It will offer proper nutrients and assist to bring skin back to normal. Hence, it will be effortless to provide an even complexion.

# WHAT OUR CUSTOMERS Says

## Loved it

The well-mannered staff with good communication skills treat me in a very good way. Good quality work they provided their customers. One employee here named Sahil who works here as a therapist has good skills and knowledge of work.



It was a great time having here, the staff is well mannered and so welcoming. Money spent is worth it. Everyone should try their service. They provide such a good environment.



I had taken the services for hair spa n wax, both the services are done by sangeeta n Naz, they both have given me very nice services. I'm really happy with the services provided.



I had gotten the makeup done by Stuti for consecutive weddings of my siblings. She was amazing, especially the eye makeup. It was truly exceptional. Everyone was complimenting me throughout the wedding. It's a must visit VIOZ salon and definitely the first choice for me.



I did balayage hair color from here. The overall experience was great. Mr. Aman the concerned Hair Dresser performed his duty very well and guided with the best. So did his assistant Sangeeta.





# Life AT VIOZ

**B**lessed are the staff at VIOZ, for they bring out the beauty in others. Life is more beautiful when you meet the right salon. VIOZ Hair salon and spa have one thing in common, both things make you feel good. Invest in our salon, it is the crown you never take off. Being a staff member of VIOZ is the best thing as all-day we get to listen to music, be creative, bond with others, and make every client feel amazing. Our salon really rocks!




Vioz turned **THREE** on February, 04th, 2022 and it was celebrated full on. Few glimpses of third Bday celebration of **VIOZ**



Few pictures of Lohri Celebration at **VIOZ**



**VIOZ** does not leave a chance to celebrate and a Bday is no exception



Republic Day Celebration at **VIOZ**



Christmas Celebration at **VIOZ**

# GUEST *Blog*

Not only fashion, but I also have an equally strong beauty game! I have an impressive sense of style, but my makeup skills and knowledge of beauty, which I regularly share with everyone, are unmatched. My makeup is mercurial and malleable: The biggest joy I have every day is the opportunity to invent, create, and play with something I've loved forever. Treat up my makeup like jewelry for the face. Playing with colors, and shapes—it can transform me. To me, the soul of truly modern makeup is the freedom to be myself, to express who I am.

I just like playing with makeup—so I really don't feel like there are any guidelines, and if there are any rules, then I think it's up to me to break them. That's one of the things I love about makeup—I can change my whole attitude by just doing my lipstick and eyeliner differently. When I put on makeup, I'm not doing it to gratify old-fashioned patriarchal ideals of feminine beauty. I'm doing it as it makes me feel awesome. Makeup can be used to express myself.

It can be an initial step in learning stuff about myself I may never have discovered otherwise.

My Makeup can help me capture a moment. Makeup is basically an art form for me. It's a form of expression, and it's such a cool manner to get my creative juices flowing.

I've received a haircut from VIOZ salon, and most recently did their "Mother's Day Package" which as an awesome deal. Beautiful atmosphere, fantastic cosmetologists, and excellent service. I would surely recommend them for all their services. They keep a record of what you've done and by who, which is cool, and they send me special deals all the time. My mother really enjoyed the treatments in the VIOZ salon as well!

Even though the communication between the VIOZ staff and employees seems good as the service I came for was great. They listened to what I asked for, were very talented and it was a very relaxing experience. VIOZ knowledgeable performance is an inspiration to all. Keep up the great work! VIOZ's innovative and creative staff thinking has put me in a class all my own. Their team's hard work and dedication is an example to everyone! Thanks for being your best every time! Thank you for the effort and time you put into everything you do!

*Khushi Sharma is a food blogger and model from Mumbai who has been working passionately for the last 5 years. Recognized by prominent Labels such as Vivo, myntra, Lakme she walks ahead on the journey of success and looks forward to attaining new opportunities.*

**Khushi Sharma**

*Model and Social media influencer*





## 📍 OUR BRANCHES

1. Pillar No 42, RZ-36A, First Floor,  
Main Road, opp, Dwarka Flyover, Palam,  
New Delhi, 110045, INDIA  
**+91 9696969042**
2. 1st Floor, F-637/638,  
Ramphal Chowk Rd, above Dominoz  
Sector 7 Dwarka, Delhi, 110077, INDIA  
**+91 9811001610**

**VIOZ** UNISEX<sup>®</sup>  
S A L O N